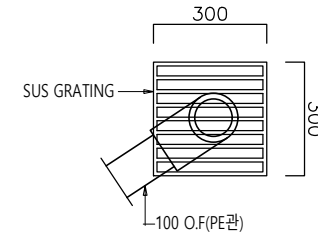
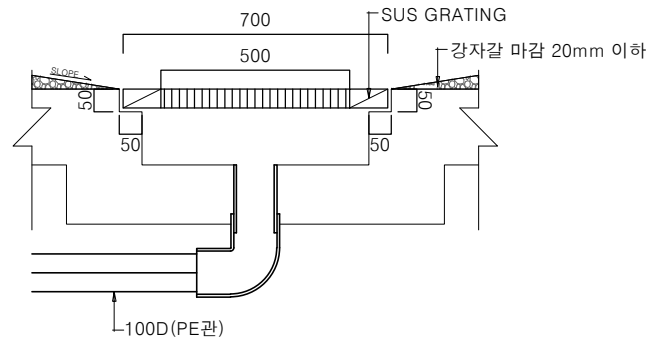
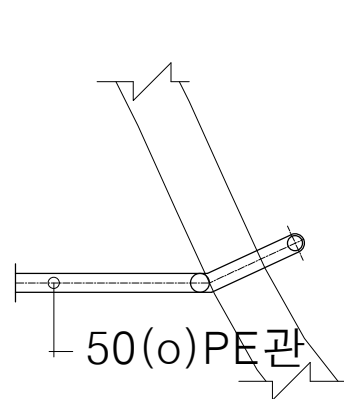
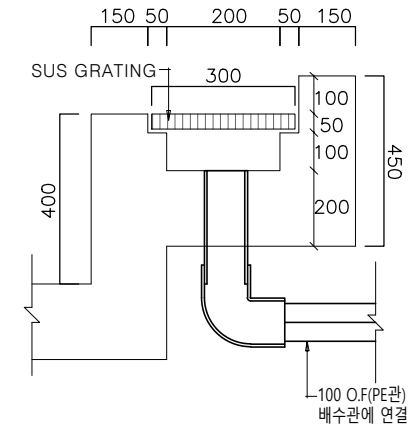


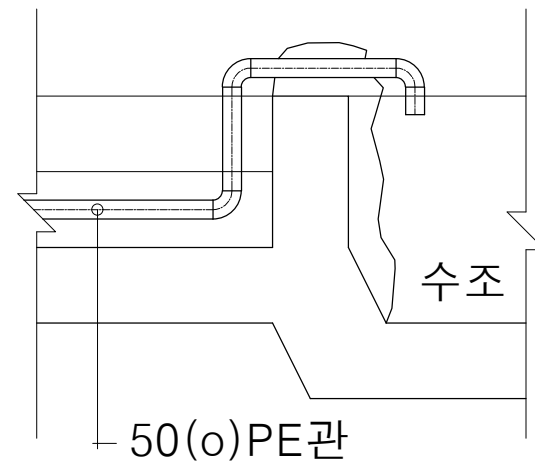
수조 하단 배수 스크린 (평면, 입면)



수조측면 오버플로우 (평면, 입면)



급수 공급 라인 (평면, 입면)



△			
△			
△			
△			
△			
△			

REV NO.	REV DESCRIPTION	DATE	REV BY
---------	-----------------	------	--------

DRAWING TITLE  
옥외 위생배관 상세도

DRAWN BY  
이정미

APPROVED BY  
이정미

CHECKED BY  
이정미

DATE  
SCALE

DRAWING NO.  
SHEET NO.

A - 033